

How to install and license EasyFs software



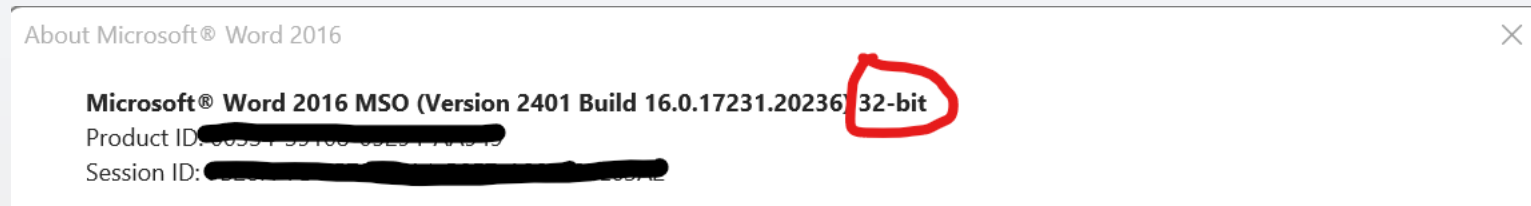
A person in a dark business suit and white shirt is shown from the chest down. They are holding a black calculator with red buttons over a document with tables of numbers. In the background, a tablet is visible. The scene is brightly lit, suggesting an office environment.

Steps to download and install.

- Determine the Bit version to download
- Remove the mark of the web windows block
- Accept all from publisher
- Save license request and request license
- License the software

Determine the bit version.

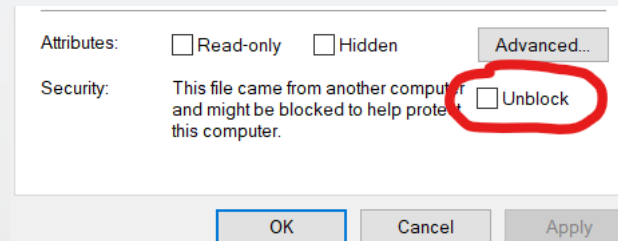
- Open Ms Word, File/Account/About Word
- On the first line you can see if it is a 32bit or 64bit version. As follows:



- Download the relevant software form:
<https://www.easyfsfinancials.com>

Installing the software

- Unzip the downloaded files
- Remove the mark of the web to enable the software to install, with the following steps:
 - Right click on the install file and select properties.
 - On the general tab, select unblock as follows:



- Then click apply and Ok.

A person in a dark business suit and white shirt is sitting at a desk. They are using a black calculator with red buttons. There are papers and a tablet on the desk. The background is a bright, out-of-focus office environment.

Installing the software

- Double click the install file and click “Trust all from publisher”.
- The installation program will open.
- Click on “Install Program” and the program will install and an icon will be placed on the Desktop to open the program.
- Double click the icon on the Desktop to open the program.

Licencing the software

- If the “Setup License” screen does not open automatically, then click on “Setup License” Button.



Licencing the software

- Click on “ Save License Key Request” and email the pdf request to obtain a license for the software.

Setup License

Lease Accounting

© All Rights Reserved by Annesly Rayan
Developer's Email: MyEasyFs@Gmail.com

Current User: New PC

Locking Code: 7610197115101326599991111171101161051101033212432761059910111011510132124327810111932806732124328067321243267584550535456515652022

License Key:

If a license key has been received, please copy and paste the license key into the "License Key" input area above. Then click the "Apply License Key" button below to apply the key.

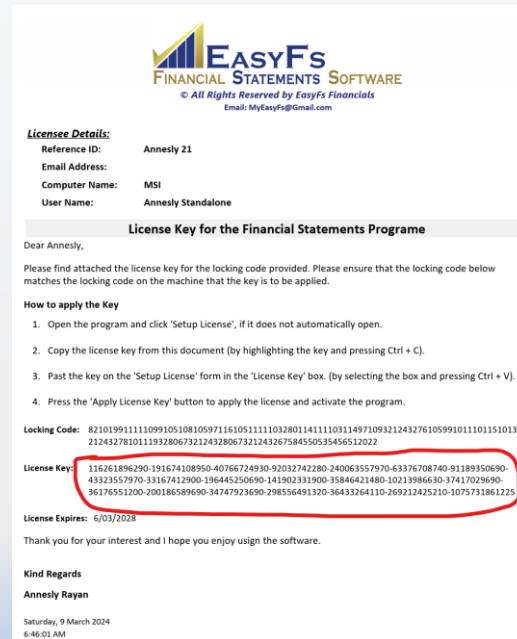
Please note that each key is specific to the user and machine from which the locking code was generated.

To request a license key, please click on the "Save License Key Request" button below to save the request form. Please email the license request form to the email address noted on the form.

Save License Key Request Apply License Key Exit

Licencing the software

- Once you receive your license key. Copy and paste the license key and click “Apply License Key”



EASYFs
FINANCIAL STATEMENTS SOFTWARE
© All Rights Reserved by EasyFs Financials
Email: MyEasyFs@gmail.com

License Details:
Reference ID: Annesly 21
Email Address:
Computer Name: MSI
User Name: Annesly Standalone

License Key for the Financial Statements Programe

Dear Annesly,

Please find attached the license key for the locking code provided. Please ensure that the locking code below matches the locking code on the machine that the key is to be applied.

How to apply the Key

1. Open the program and click 'Setup License', if it does not automatically open.
2. Copy the license key from this document (by highlighting the key and pressing Ctrl + C).
3. Past the key on the 'Setup License' form in the 'License Key' box. (by selecting the box and pressing Ctrl + V).
4. Press the 'Apply License Key' button to apply the license and activate the program.

Locking Code: 8230199111109910510810597136105111103280134111031149710932124327610599101110151013
2124327810111932806732124328067321243267584550535456512022

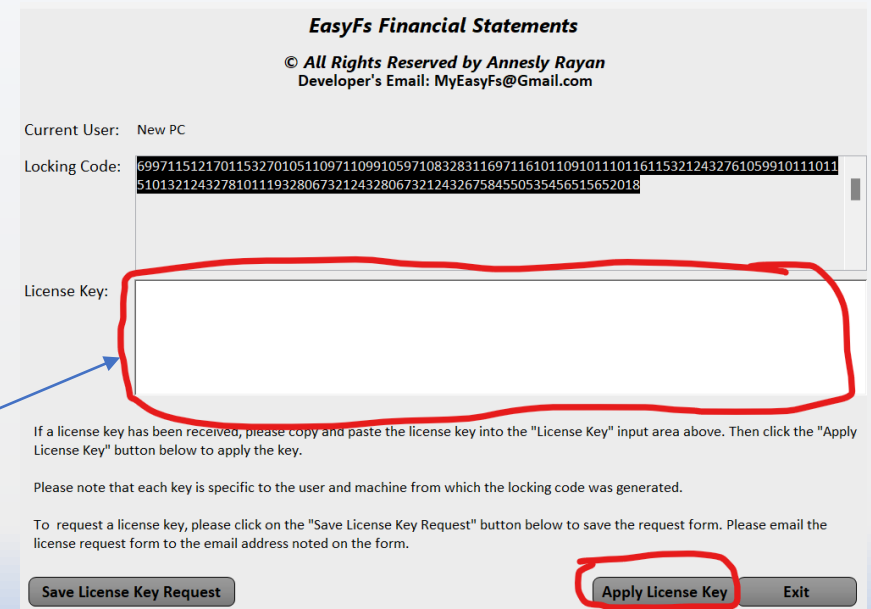
License Key: 116261896290-191674108950-40766724930-92032742280-240063557970-63376708740-91189350690-
43323557970-33167412900-196445250690-141902331900-35846421480-10213986630-37417029690-
36176551200-200186589690-34747923690-298556491320-36433264110-269212425210-1075731861225

License Expires: 6/03/2028

Thank you for your interest and I hope you enjoy usgin the software.

Kind Regards
Annesly Rayan

Saturday, 9 March 2024
6:46:02 AM



EasyFs Financial Statements
© All Rights Reserved by Annesly Rayan
Developer's Email: MyEasyFs@gmail.com

Current User: New PC

Locking Code: 69971151217011532701051109711099105971083283116971161011091011101161153212432761059910111011
510132124327810111932806732124328067321243267584550535456515652018

License Key:

If a license key has been received, please copy and paste the license key into the "License Key" input area above. Then click the "Apply License Key" button below to apply the key.

Please note that each key is specific to the user and machine from which the locking code was generated.

To request a license key, please click on the "Save License Key Request" button below to save the request form. Please email the license request form to the email address noted on the form.

A person in a dark business suit and white shirt is shown from the chest down. They are sitting at a desk, using a black calculator with red buttons. In their left hand, they are holding a tablet computer. The background is a bright, out-of-focus office environment with large windows. The text 'Licencing restrictions' is overlaid in orange on the right side of the image.

Licencing restrictions

Each license request is unique to the user profile and computer it is generated from, therefore please ensure the software is being installed on the correct computer and user profile.

A person in a dark business suit and white shirt is seated at a desk, working. Their hands are on a silver laptop keyboard. In the foreground, a black calculator with red buttons sits on a white document. A black smartphone is also on the desk. A glass of water is visible to the right. The background is a bright, out-of-focus office space with a window and a green plant.

The End